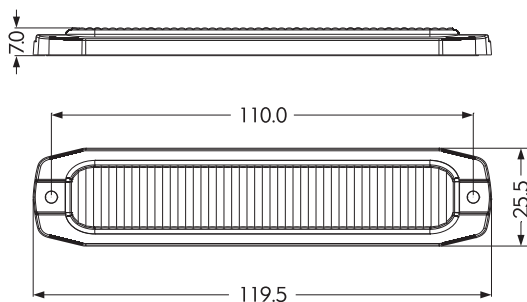






FIN6 LED Lighthead

Features





- > SAE, CA T13, ECE R65 and R10 certified
- > Available in single or triple colors
- > Ultra-thin but well layered design, excellent in texture
- > Bolt mount or adhesive mount
- > DKM bi-injection technology



Single Color

Item	Color	Voltage	Max Power	Lens	LED	Flash Patterns	Operating Temperature	Mounting
022701	   	10-33VDC	9W	Fresnel	6pcs 3W	19	-30 to 70°C	Bolt Mount or Adhesive Mount

Trio Color

Item	Color	Voltage	Max Power	Lens	LED	Flash Patterns	Operating Temperature	Mounting
022702	   	10-33VDC	9W	Fresnel	18pcs 3W	12	-30 to 70°C	Bolt Mount or Adhesive Mount

