

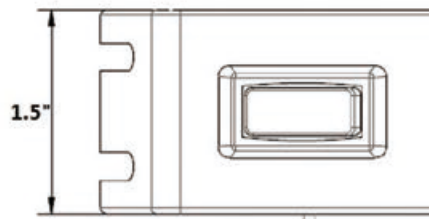
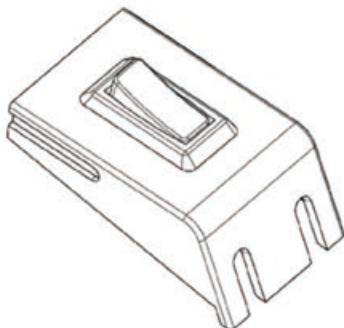
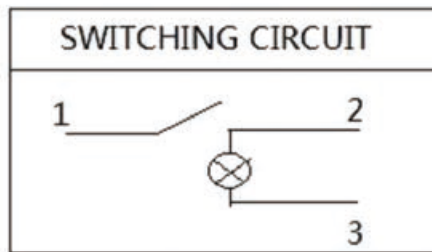
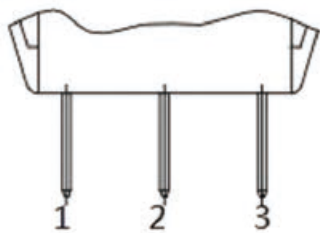
# BR100

Switch  
Simple  
ITEM: 030601



- Dimensions: 2.4" Long x 1.0" Wide per unit (available many units to splice)
- Suitable for many lighthouse, lightbar, warning light, siren, dash light and beacon .
- Easy to splice
- Strobe Switchbox
- This mini switch box is incredibly user friendly.

Code	Item	Type	Output	Max current	Button Lock	Mount
					1 button	
BR100	030601	Switch Panel	1 Group	10A each	1 button	Screw



length=2.4"  
Height=1"