



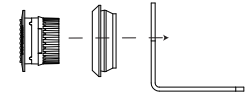
ANT-Pro
LED Lighthouse
ITEM: 060601



NO. 20151124

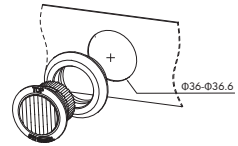
> **MOUNT**

Bracket mount (Brackets are optional)

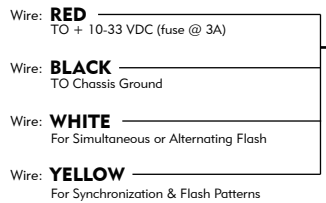


Flush Mount

ITEM: 101201

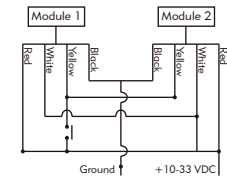


> **WIRING**

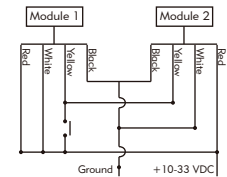


> **WIRING**

Pattern Synchronization



Pattern Alternately



> **13 Flash Patterns**

1. Random (default)
2. ECE R65 125FPM single (all)
3. ECE R65 125FPM Double (all)
4. ECE R65 125FPM Quad (all)
5. ECE R65 125FPM single-Quad (all)
6. Single 60FPM (all)

7. Double 75FPM (all)
8. Quad 75FPM (all)
9. Quint 75FPM (all)
10. Ultra 75FPM (all)
11. Single-Quad 75FPM (all)
12. Single-H/L 90FPM (all)
13. Steady 4 (all)



Would you like to extend one more year of warranty?